



HIGH EFFICIENCY HEAT PUMPS



We create hot water systems families love!

At Aquatech, we have been perfecting hot water for over 15 years to make Australian homes more comfortable, sustainable and energy efficient.

Our range of high-efficiency heat pumps leads the market in performance and durability come packed with intelligent features that allow monitoring and customisation to match your home's unique hot water demands and energy needs.

HIGH EFFICIENCY

Lower running costs equals more savings for your home.

HYBRID TECHNOLOGY

Smart backup elements; for reliability & easier servicing.

UNMATCHED DURABILITY

Galvanised casings, heavy-duty tanks and 5-year warranty.

SURPRISINGLY AFFORDABLE

Priced right and supported by Federal & State rebates.



Choosing a hot water system? **AQUATECH** ticks all the boxes.

Purchasing a new hot water system can be overwhelming; so many different designs, sizes, and information about rebates and running costs can be confusing and stressful. At Aquatech, we understand your concerns and want to help simplify decision-making. That's why we've developed a range of high-efficiency heat pumps that provide everything you need at an affordable price. Say goodbye to confusion and worry, and hello to a reliable and efficient hot water system.





- ✓ Extensive range to provide enough hot water for any family.
- ✓ Great for the environment & helps fight global warming.
- ✓ Clean aesthetics & modern colour schemes to compliment your home.
- ✓ Eligible for Federal & State rebates, so you pay less.
- ✓ Independently tested in Australia; for reliability and performance.
- ✓ Built to last with warranties & service you can trust.



How much is hot water costing your home?

Water heating consumes up to one-third of total household energy! This can amount to a thousand dollars or more per year for an average Australian home. Switching to a high-efficiency heat pump can reduce these costs by more than 70%, saving you money now and protecting you from future gas and electricity price rises.

COMPARE AQUATECH TO OTHER HOT WATER SYSTEMS

				
	AQUATECH	ELECTRIC	GAS NATURAL	GAS BOTTLE
FEDERAL REBATES*	\$700 - \$900	N/A	N/A	N/A
STATE REBATES*	\$400 - \$1,900	N/A	N/A	N/A
RUNNING COST **	\$400.00	\$1,050.00	\$750.00	\$1,450.00
5 HEATING MODES	✓	✗	✗	✗
SOLAR NTEGRATION	✓	✓	✗	✗
WI-FI	✓	✗	✗	✗



2 - 3 YEAR PAYBACK

Upgrading to an Aquatech heat pump pays for itself with a 400% efficiency rating and innovative features that deliver long-term savings.

* FEDERAL AND STATE REBATES ARE ACCURATE WHEN PRINTING 01/02/2024 BUT WILL VARY BASED ON THE DATE AND TYPE OF INSTALLATION AND THE OWNER'S ELIGIBILITY. **ANNUAL RUNNING COSTS SHOULD ONLY BE USED AS A GUIDE TO ASSIST IN YOUR DECISION MAKING. COST CALCULATIONS HAVE BEEN DETERMINED BASED ON THE FOLLOWING PARAMETERS: ENERGY USAGE: AS/NZS4234 -MEDIUM LOAD/ZONE 3. ENERGY RATES: SOLAR.= 10C/KWH | CONTROLLED = 25C/KWH | CONTINUOUS = 33C/KWH | GAS NATURAL = 3.33C/MJ | GAS L.P.G = 6.5C/MJ

TOUGHER HOT WATER



HEAVY DUTY TANKS

Twice the industry standard for thickness & coatings, protected by non-sacrificial anodes never changing.



GALVINISED EXTERIORS

Casings constructed from corrosion-restive zinc sheets & no exposed plastics to ensure long-term durability.



PRECISION REFRIGERATION

High-performance Toshiba compressors, Micro-channel heat exchangers and Electronic expansion valves.



INCOLOY ELEMENTS

Backup elements ensure a continuous supply of hot water, even during maintenance or servicing.



5-YEAR WARRANTY

Supported by a Five Year Replacement Warranty, covering the tank, electronics, and refrigeration. Should any components experience an unreparable failure, we supply a new system free of charge.

SMARTER HOT WATER

ONE TOUCH CONTROL

Easily customise the heating output to suit the needs of every home with LCD controls & five preset modes.



WIFI INTEGRATION

WiFi is enabled via the smart-home app, which can be controlled and monitored from phones or tablets.




SOLAR COMPATIBLE

Built-in timers make it simple to power our heat pumps on home Solar PV reducing the running costs even



HOW DOES IT WORK?

1. The fan pulls air from the surrounding atmosphere into the machine and across the evaporator.
2. The heat from the air is absorbed by the R290 refrigerant stored inside the evaporator coils.
3. The refrigerant goes through a state of change from a liquid to a gas. The gas is then charged and sent to the compressor.
4. The gas refrigerant is then compressed to extremely high pressures generating a dramatic increase in heat.
5. The super-heated refrigerant gas travels down the micro-channel heat exchange wrapped around the tank, transferring heat to the cold water.
6. The cooled refrigerant returns to a liquid state and is pumped back into the evaporator.
7. The cycle continues until water in the storage tank reaches an average of 60°C.





Installation made simple.

For over a decade, Aquatech has collaborated with plumbers to design heat pumps that are easy to install and maintain. So, making the switch to high-efficiency hot water is simple and cost-effective.



COMPACT DESIGNS

Same dimensions as a standard electric water heater for like-for-like replacements.



CONVENIENT ACCESS

A single access cover to key serviceable parts for quick repairs or maintenance.



PLUG & PLAY

Can be run off a standard GPO for both permanent or temporary power connections.



PLUMBER DIAGNOSTICS

View live parameters & alarms via the controller to resolve service or maintenance issues.

Choose an Aquatech partner.

Our range of heat pumps are available exclusively through the Aquatech Partner network. From plumbers, builders, and solar experts, each Aquatech partner has been selected for their expertise and customer service.



FIND A LOCAL PARTNER

Scan the QR code for personalised model recommendations, running cost analysis, rebate values, & quotes from Aquatech Partners in your area.



From Granny Flats to McMansions, we have a heat pump for every home.



	BOOST/X4	RAPID/X6	DYNAMIC/X8	FUSION/X12												
PACKED DIMENSIONS	550mm X 550mm X 2000mm	700mm X 700mm X 1730mm	700mm X 700mm X 1950mm	750mm X 750mm X 2250mm												
UNPACKED DIMENSIONS	500mm X 1830mm	620mm X 1580mm	620mm X 1800mm	680mm X 2100mm												
WEIGHT: UNPACKED/PACKED/ FILLED	85KG / 95KG / 255KG	103KG / 118KG / 328KG	118KG / 134KG / 378KG	148KG / 168KG / 525KG												
TANK																
TANK VOLUME: PHYSICAL / HEATED	168L / 165L	225L / 222L	268L / 263L	377L / 370L												
MATERIAL	CARBON STEEL	CARBON STEEL	CARBON STEEL	CARBON STEEL												
THICKNESS: DOME / WALL	2.5mm / 1.8mm	3.0mm / 2.5mm	3.0mm / 2.5mm	3.0mm / 2.5mm												
ENAMEL: COATING / RATING	BLUE DIAMOND / CLASS X	BLUE DIAMOND / CLASS X	BLUE DIAMOND / CLASS X	BLUE DIAMOND / CLASS X												
ANODE PROTECTION	3 X MAGNESIUM RODS	IMPRESSED CURRENT (NON-SACRIFICIAL)	IMPRESSED CURRENT (NON-SACRIFICIAL)	IMPRESSED CURRENT (NON-SACRIFICIAL)												
INSULATION: TYPE THICKNESS	POLYURETHANE 40mm	POLYURETHANE 40mm	POLYURETHANE 40mm	POLYURETHANE 50mm												
HEAT LOSS RATING	1.95kWh (24hrs)	2.45kWh (24hrs)	2.8kWh (24hrs)	3.4kWh (24hrs)												
PTR RATING CONNECTION	850kPa 1/2" G	850kPa 1/2" G	850kPa 1/2" G	850kPa 1/2" G												
HEAT PUMP																
REFRIGERANT: TYPE/CHARGE/MAX (P)	R290 / 350G / 3000kPa	R290 / 400G / 3000kPa	R290 / 400G / 3000kPa	R290 / 480G / 3000kPa												
COMPRESSOR: BRAND TYPE	HIGHLY / ROTARY	GMCC TOSHIBA / ROTARY	GMCC TOSHIBA / ROTARY	GMCC TOSHIBA / ROTARY												
VALVES: EXPANSION DEFROST	EEV ACTIVE 4-WAY VALVE	EEV ACTIVE 4-WAY VALVE A	EEV ACTIVE 4-WAY VALVE A	EEV ACTIVE 4-WAY VALVE A												
LOW TEMP CLASSIFICATION	CLASS A	CLASS A	CLASS A	CLASS A												
FAN: TYPE FLOW RATE	CO-AXIAL 0.153 M ³ /S	CO-AXIAL 0.153 M ³ /S	CO-AXIAL 0.153 M ³ /S	CO-AXIAL 0.228 M ³ /S												
EVAPORATOR DIMENSIONS	420MM X 350MM X 3 ROWS	420MM X 350MM X 3 ROWS	420MM X 350MM X 3 ROWS	378MM X 550MM X 2 ROWS												
HEAT EXCHANGER: TYPE MATERIAL	MICROCHANNEL ALUMINUM	MICROCHANNEL ALUMINUM	MICROCHANNEL ALUMINUM	MICROCHANNEL ALUMINUM												
OPERATING NOISE LEVEL	40 (dB(A)) SOUND PRESSURE	42 (dB(A)) SOUND PRESSURE	42 (dB(A)) SOUND PRESSURE	49 (dB(A)) SOUND PRESSURE												
@ 1.65M PER STANDARD ISO 3745:2012	59 (dB(A)) SOUND POWER	61 (dB(A)) SOUND POWER	61 (dB(A)) SOUND POWER	68 (dB(A)) SOUND POWER												
MAX TEMP: HEAT PUMP / ELEMENT	65°C / 70°C	60°C / 70°C	60°C / 70°C	60°C / 75°C												
TEMP RANGE: HEAT PUMP / ELEMENT	-5°C TO 43°C / -15°C TO 50°C	-5°C TO 43°C / -15°C TO 50°C	-5°C TO 43°C / -15°C TO 50°C	-5°C TO 43°C / -15°C TO 50°C												
CONTROLLER: TYPE POWER WIFI	LCD ANALOGUE 1W 5GHZ	LCD ANALOGUE 1W 5GHZ	LCD ANALOGUE 1W 5GHZ	LED DIGITAL 3W 5GHZ												
HEATING MODES	ECO STAND HYBRID BOOST ELEMENT	ECO STAND HYBRID HYBRID+ ELEMENT	ECO STAND HYBRID HYBRID+ ELEMENT	ECO STAND HYBRID FUSION ELEMENT												
COMPRESSOR: INPUT POWR/CAPACITY	650W / 2.70 Amp / 3100W	900W / 3.75 Amp / 3500W	900W / 3.75 Amp / 3450W	1200W / 5.85 Amp / 4950W												
ELEMENT: RATING / CONNECTION	1200W / SCREW	1800W / FLANGE	1800W / FLANGE	1800W / FLANGE												
ELECTRICITY: SUPPLY/RATING/CIRCUIT	220-240 V/50-60HZ / 10 AMP-SINGLE PHASE	220-240 V/50-60HZ / 10 AMP-SINGLE PHASE	220-240 V/50-60HZ / 10 AMP-SINGLE PHASE	220-240 V/50-60HZ / 15 AMP-SINGLE PHASE												
STORED ENERGY AND HOT WATER OUTPUT BY OPERATING MODE																
MODE	ECO	STANDARD	HYBRID	STANDARD	HYBRID	HYBRID+	STANDARD	HYBRID	HYBRID+	ECO	STANDARD	HYBRID				
STORED ENERGY	11.60kW	12.57kW	13.82kW	15.62kW	16.52kW	17.43kW	18.49kW	20.52kW	21.58kW	23.85kW	26.02kW	27.53kW				
45°C HOT OUT @ 10°C INLET	235L	260L	276L	315L	340L	360L	375L	405L	430L	476L	529L	565L				
45°C HOT OUT @ 15°C INLET	250L	275L	294L	335L	360L	385L	395L	425L	455L	493L	555L	599L				
COP CAPACITY LPH RECOVERY TIME 15°C to 55°C in water temperature data based on AS/NZS 5125:2010 test results																
@ 0°C WET BULB TEMP	2.50	1350W	28L	5hr 45min	2.50	1500W	30L	7hr 25min	2.50	1500W	30L	8hr 40min	2.25	1665W	35L	10hr 35min
@ 7.5°C WET BULB TEMP	3.40	1900W	40L	4hr 5min	3.45	2180W	46L	4hr 45min	3.50	2125W	45L	5hr 55min	3.62	2900W	61L	6hr 05min
@ 15°C WET BULB TEMP	4.35	2650W	56L	2hr 55min	4.68	3165W	67L	3hr 18min	4.38	2950W	62L	4hr 15min	4.58	4100W	85L	4hr 18min
@ 20°C WET BULB TEMP	5.00	3100W	66L	2hr 30min	5.00	3500W	75L	2hr 55min	5.09	3450W	73L	3hr 35min	5.38	4950W	103L	3hr 35min
@ 25°C WET BULB TEMP	5.60	3250W	70L	2hr 15min	5.65	4000W	87L	2hr 25min	5.65	3875W	85L	3hr 15min	5.63	5350W	112L	3hr 17min
HOUSEHOLD SIZING RECOMMENDATIONS CLIMATE (W = ZONES 1/2/3 C = 4/5) POWER SUPPLY (24hr = CONTINUOUS POWER / 8hr = CONTROLLED TARIFF OR SOLAR PV TIMERS)																
	W / 24hr	W / 8hr	C / 24hr	C / 8hr	W / 24hr	W / 8hr	C / 24hr	C / 8hr	W / 24hr	W / 8hr	C / 24hr	C / 8hr	W / 24hr	W / 8hr	C / 24hr	C / 8hr
MAX # OF OCCUPANTS	4	3	3	2	6	4	4	3	8	5	6	4	12	8	10	6
MAX # OF BEDROOMS	3	3	3	2	4	3	3	3	4	4	4	3	6	6	6	5
MAX # OF BATHROOMS	2	1	1	2	2	2	2	1	3	2	2	2	4	3	3	3



AQUATECH SOLAR TECHNOLOGIES PTY LTD

1300 769 904

sales@aquatechheatpumps.com.au

2/94-96 Kortum Drive

Burleigh QLD 4220, Australia

ABN 68 136 584 328

WWW.AQUATECHHEATPUMPS.COM.AU

